

# CEPTER

## Manual



### Cepter Rogue Fabric Chair

CROGUEGCFBKBL(BLACK/BLUE)

CROGUEGCFBKDB(BLACK/DARK BLUE)

CROGUEGCFBKGY(BLACK/GREY)

CROGUEGCFBKOR(BLACK/ORANGE)

CROGUEGCFBKWH(BLACK/WHITE)

CROGUEGCFGY(GREY)

CROGUEGCFGYBL(GREY/DARK BLUE)

CROGUEGCFBK(BLACK)

CROGUEGCFPIWH(PINK/WHITE)

CROGUEGCFPIGY(PINK/GREY)

**EN** Thank You for purchasing your new CEPTER Rogue Gaming Chair. We recommend that you spend some time reading this Instruction manual. Read all the safety Instructions and keep this Instruction manual for future reference.

Imported and Exclusively marketed by  
Power International AS, PO Box 523, 1471 Lørenskog, Norway

Power Norge:  
<https://www.power.no/kundeservice/>  
T: 21 00 40 00

Expert Danmark:  
<https://www.expert.dk/kundeservice/>  
T: 70 70 17 07

Power Danmark:  
<https://www.power.dk/kundeservice/>  
T: 70 33 80 80

Power Sverige:  
<https://www.power.se/kundeservice/>  
T: 08 517 66 000

Punkt 1 Danmark  
<https://www.punkt1.dk/kundeservice/>  
T: 70 70 17 07

Expert Finland:  
<https://www.expert.fituki/asiakaspalvelu/>  
T: 020 7100 670

Power Finland:  
<https://www.power.fi/tuki/asiakaspalvelu/>  
T: 0305 0305

**FI** Kiitos, kun valitsit uuden CEPTER Rogue Gaming Chair. Suosittelemme käyttämään jonkin verran aikaa tämän ohjekirjan lukemiseen. Lue kaikki turvallisuusohjeet huolellisesti ennen laitteen käyttöä ja säilytä käyttöopas myöhempiä käyttöä varten.

Maahantuonti ja markkinointi yksinoikeudella:  
Power International AS, PO Box 523, 1471 Lørenskog, Norway

Power Norjassa:  
<https://www.power.no/kundeservice/>  
T: 21 00 40 00

Expert Tanskassa:  
<https://www.expert.dk/kundeservice/>  
T: 70 70 17 07

Power Tanskassa:  
<https://www.power.dk/kundeservice/>  
T: 70 33 80 80

Power Sverige:  
<https://www.power.se/kundeservice/>  
T: 08 517 66 000

Punkt 1 Tanskassa:  
<https://www.punkt1.dk/kundeservice/>  
T: 70 70 17 07

Expert Suomessa:  
<https://www.expert.fituki/asiakaspalvelu/>  
T: 020 7100 670

Power Suomessa:  
<https://www.power.fi/tuki/asiakaspalvelu/>  
T: 0305 0305

**DK** Tak for købet af din nye CEPTER Rogue Gaming Chair. Vi anbefaler, at du bruger lidt tid på at læse denne brugsanvisning. Læs alle sikkerhedsanvisninger nøje inden brug, og behold denne brugsanvisning til senere reference. Bemærk, at det faktiske produkt kan variere en smule fra billedet i denne brugsanvisning.

Importeret og markedsføres udelukkende af:  
Power International AS, PO Box 523, 1471 Lørenskog, Norway

Power Norge:  
<https://www.power.no/kundeservice/>  
T: 21 00 40 00

Expert Danmark:  
<https://www.expert.dk/kundeservice/>  
T: 70 70 17 07

Power Danmark:  
<https://www.power.dk/kundeservice/>  
T: 70 33 80 80

Power Sverige:  
<https://www.power.se/kundeservice/>  
T: 08 517 66 000

Punkt 1 Danmark  
<https://www.punkt1.dk/kundeservice/>  
T: 70 70 17 07

Expert Finland:  
<https://www.expert.fituki/asiakaspalvelu/>  
T: 020 7100 670

Power Finland:  
<https://www.power.fi/tuki/asiakaspalvelu/>  
T: 0305 0305

**SE** Tack för att du har köpt ditt nya CEPTER Rogue Gaming Chair. vi rekommenderar att du tar dig tid att läsa igenom denna bruksanvisning. Läs noga igenom alla säkerhetsinstruktioner före användning och spara bruksanvisningen för framtida bruk.

Importeret och exklusivt marknadsförd av:  
Power International AS, PO Box 523, 1471 Lørenskog, Norway

Power Norge:  
<https://www.power.no/kundeservice/>  
T: 21 00 40 00

Expert Danmark:  
<https://www.expert.dk/kundeservice/>  
T: 70 70 17 07

Power Danmark:  
<https://www.power.dk/kundeservice/>  
T: 70 33 80 80


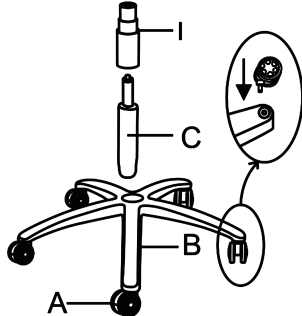
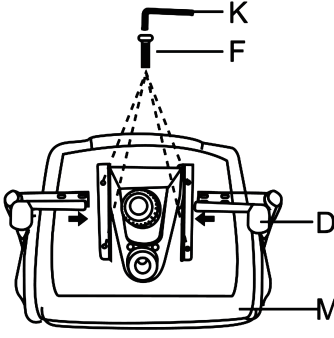
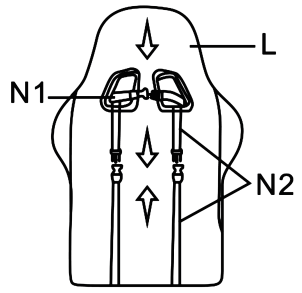













Power Sverige:  
<https://www.power.se/kundeservice/>  
T: 08 517 66 000

Punkt 1 Danmark  
<https://www.punkt1.dk/kundeservice/>  
T: 70 70 17 07


Expert Finland:  
<https://www.expert.fituki/asiakaspalvelu/>  
T: 020 7100 670

Power Finland:  
<https://www.power.fi/tuki/asiakaspalvelu/>  
T: 0305 0305

# USER MANUAL

A		5	<p>1</p> 	<p>2</p> 	<p>3</p> 
B		1			
C		1			
D		1			
E		4+1			
F		4+1			
G		2+1			
H		4+1			
I		1			
J		1			
K		1			
L		1			
M		1			
N		1			

Adjust position



The diagram illustrates the following adjustments:

- Height Adjustment:** A vertical double-headed arrow indicates the seat height can be raised or lowered.
- Backrest Tilt:** An arrow shows the backrest tilting back to a maximum angle of 155°.
- Seat Rotation:** A circular arrow indicates the seat can rotate 360 degrees.
- Seat Recline:** A diagram shows the seat reclining backwards, with a control lever on the side of the seat base.