CEPTER

Manual

Cepter Rogue Fabric Chair

CROGUEGCFBKBL(BLACK/BLUE)
CROGUEGCFBKDB(BLACK/DARK BLUE)
CROGUEGCFBKGY(BLACK/GREY)
CROGUEGCFBKOR(BLACK/ORANGE)
CROGUEGCFBKWH(BLACK/WHITE)
CROGUEGCFGY(GREY)
CROGUEGCFGYBL(GREY/DARK BLUE)
CROGUEGCFBK(BLACK)
CROGUEGCFPIWH(PINK/WHITE)
CROGUEGCFPIGY(PINK/GREY)

EN

Thank You for purchasing your new CEPTER Rogue Gaming Chair. We recommend that you spend some time reading this Instruction manual. Read all the safety Instructions and keep this Instruction manual for future reference.

Imported and Exclusively marketed by
Power International AS, PO Box 523, 1471 Lørenskog, Norway

Power Norge:
https://www.power.no/kundeservice/
T: 21 00 40 00

Expert Danmark:
https://www.expert.dk/kundeservice/
T: 70 70 17 07

Power Danmark:
https://www.power.dk/kundeservice/
T: 70 33 80 80

Power Sverige:
https://www.power.se/kundservice/
T: 08 517 66 000

Punkt 1 Danmark
https://www.punkti.dk/kundeservice/
T: 70 70 17 07

Expert Finland:
https://www.expert.fituki/asiakaspavelu/
T: 020 7100 670

Power Finland:
https://www.power.fi/tuki/asiakaspavelu/
T: 0305 0305

FI

Kiitos, kun valitsit uuden CEPTER Rogue Gaming Chair. Suosittelemme käyttämään jonkin verran aikaa tämän ohjekirjan lukemisesn. Lue kaikki turvallisuusohjeet huolellisesti ennen laitteen käyttöä ja säilytä käyttbopas myöhempää käyttöä varten.

Maahantuonti ja markkinointi yksinoikeudella:
Power International AS, PO Box 523, 1471 Lørenskog, Norway

Power Norjassa:
https://www.power.no/kundeservice/
T: 21 00 40 00

Expert Tanskassa:
https://www.expert.dk/kundeservice/
T: 70 70 17 07

Power Tankassa:
https://www.power.dk/kundeservice/
T: 70 33 80 80

Power Sverige:
https://www.power.se/kundservice/
T: 08 517 66 000

Punkt 1 Tanskassa:
https://www.punkti.dk/kundeservice/
T: 70 70 17 07

Expert Suomessa:
https://www.expert.fituki/asiakaspavelu/
T: 020 7100 670

Power Suomessa:
https://www.power.fi/tuki/asiakaspavelu/
T: 0305 0305

DK

Tak for købet af din nye CEPTER Rogue Gaming Chair. Vi anbefaler, at du brnger lidt tid på at læse denne brugsanvisning, Læs alle sikkerhedsanvisninger nøje inden brug, og behold denne brugerve- jledning til senere reference. Bemærk, at dat faktiske produkt kan variere en smule fra billedet i denne brugsanvisning

Importeret og markedsføres udelukkondoaf:
Power International AS, PO Box 523, 1471 Lørenskog, Norway

Power Norge:
https://www.power.no/kundeservice/
T: 21 00 40 00

Expert Danmark:
https://www.expert.dk/kundeservice/
T: 70 70 17 07

Power Danmark:
https://www.power.dk/kundeservice/
T: 70 33 80 80

Power Sverige:
https://www.power.se/kundservice/
T: 08 517 66 000

Punkt 1 Danmark
https://www.punkti.dk/kundeservice/
T: 70 70 17 07

Expert Finland:
https://www.expert.fituki/asiakaspavelu/
T: 020 7100 670

Power Finland:
https://www.power.fi/tuki/asiakaspavelu/
T: 0305 0305

SE

Tack för att du har kopt ditt nya CEPTER Rogue Gaming Chair. vi rekommenderar att du tar dig tid att lasa igenom denna bruksan- visning. Las noga igenom alla sakerhetsinstruktioner fore anvandning och spara bruksanvisningen for framtida bruk.

Importeret ack exklusivt marknadsförd av:
Power International AS, PO Box 523, 1471 Lørenskog, Norway

Power Norge:
https://www.power.no/kundeservice/
T: 21 00 40 00

Expert Danmark:
https://www.expert.dk/kundeservice/
T: 70 70 17 07

Power Danmark.
https://www.power.dk/kundeservice/
T: 70 33 80 80

Power Sverige:
https://www.power.se/kundservice/
T:08 517 66 000

Punkt 1 Danmark
https://www.punkti.dk/kundeservice/
T: 70 70 17 07

Expert Finland:
https://www.expert.fituki/asiakaspavelu/
T: 020 7100 670

Power Finland:
https://www.power.fi/tuki/asiakaspavelu/
T: 0305 0305

USER MANUAL

A		5
B		1
C		1
D		1
E	M8*25mm	4+1
F	M8*20mm	4+1
G	M5*8mm	2+1
H		4+1
I		1
J		1
K	M6	1
L		1
M		1
N	N1 N2	1

1

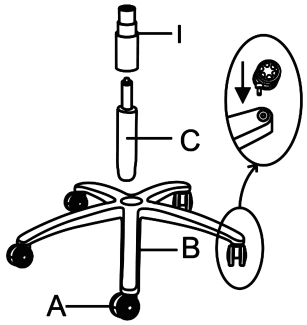

2

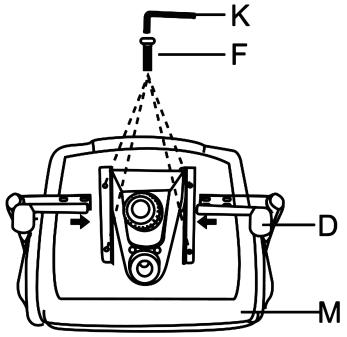

3

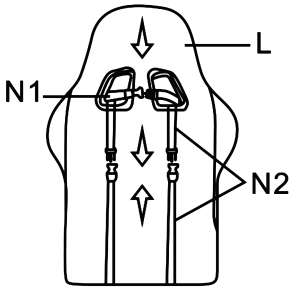

4

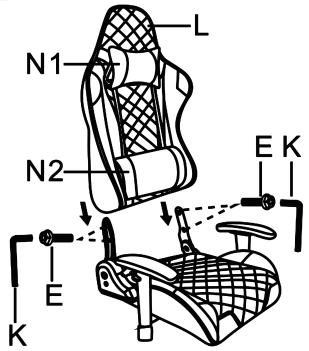

5

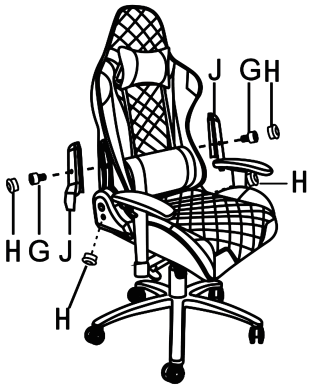

6
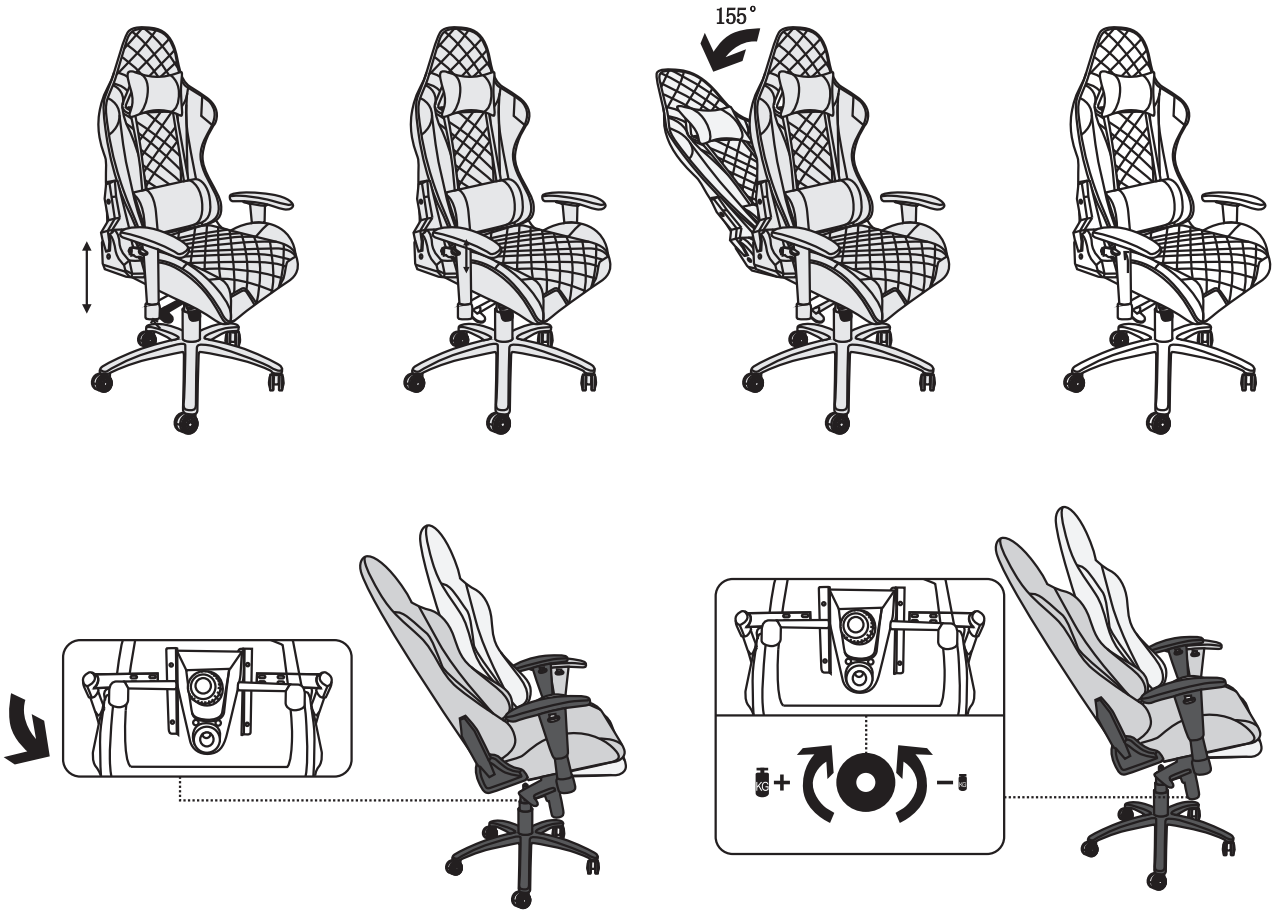
Adjust position